

SHIPPING CONTAINER INSTALLATION

#1000R RHINO 3-Shelf Bracket System with Removable Hook and Wall-Mount Bracket

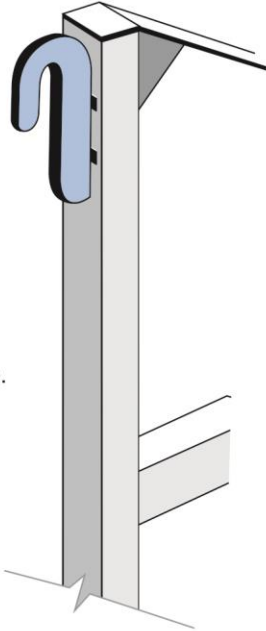


The #1000R RHINO 3-Shelf System is mountable on the inside wall of shipping containers. (2) Removable Hooks, (2) Stabilizer T-Bars, (2) Insta Rhino 3-Shelf Brackets required to complete installation. (2) 2 x 10 pieces of construction grade wood required per shelf for a total of (6) 2 x 10 pieces. Wood shelves not included.

A

Install Hook

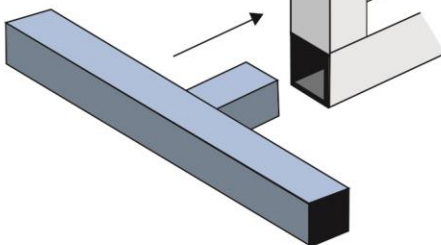
Hook the bracket onto the shipping container D-rings and secure in place.



B

Install Stabilizer

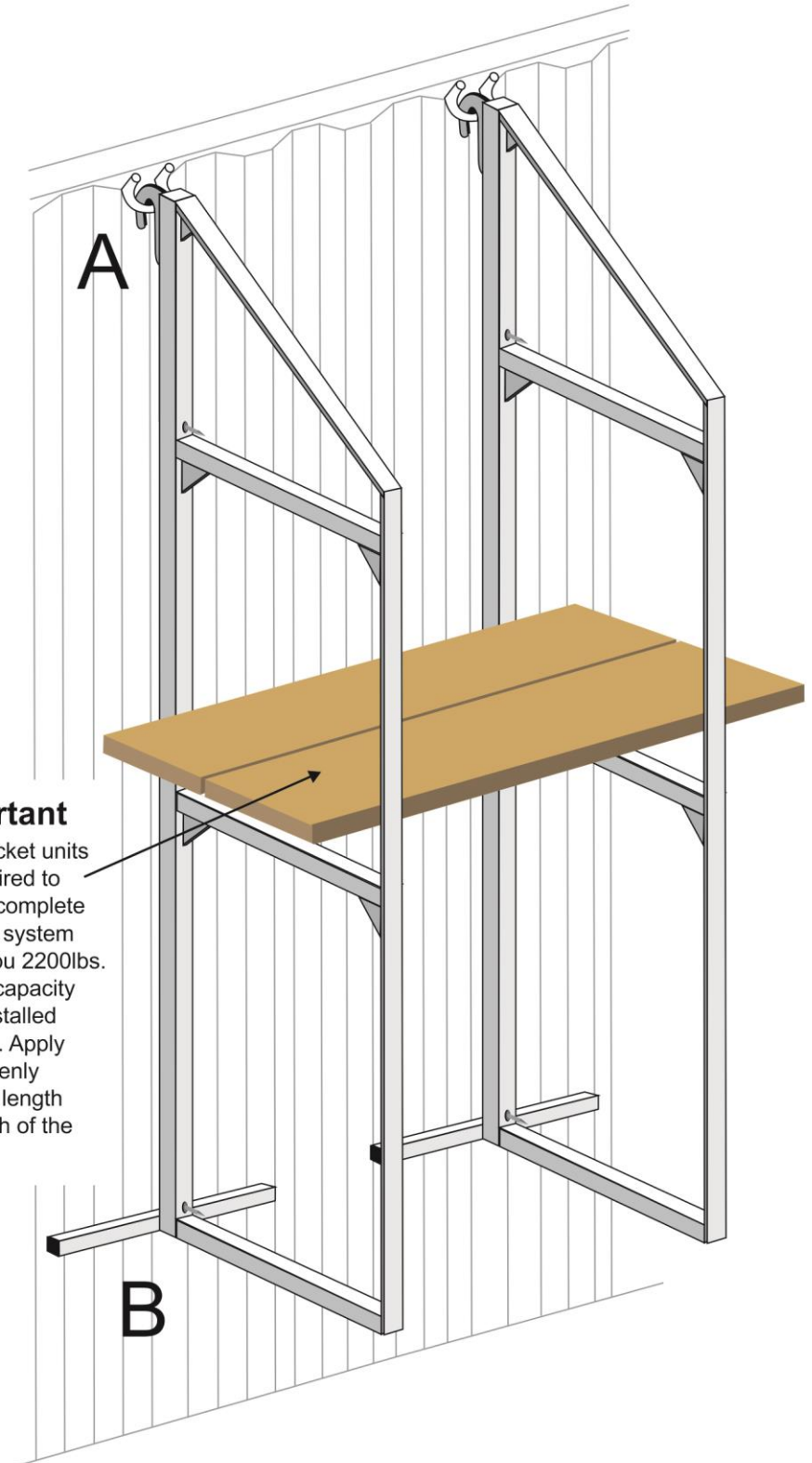
Slide the T-bar to the bottom of the support bracket. Secure in place.



A

Important

Two bracket units are required to make a complete shelving system giving you 2200lbs. loading capacity when installed correctly. Apply loads evenly over the length and width of the shelves.



B